



lumini Solucoes em Iluminacao LTDA
www.lumini.com.br
Email:laboratorio@lumini.com.br
Tel:+55 11 3437-5555 Fax:+55 11 3437-5555
Address:Rua Ferreira Viana, 716 - Socorro - São Paulo/SP

lumini

LumCAT:

Luminaire: mini flat 60 w - 8W

LampCAT: modulo led line 15W/m 12Vdc 30K irc 90

Ballast type: led line driver 12Vdc

Report No:

Voltage(V): 127.8300

Test No:

Current(A): 0.1910

Number of Lamps: 1

Power (W): 12.7470

Lamp flux(lm): 827.0

PF: 0.5210

Length(mm): 600

Width(mm): 600

Phm Type: C

Height(mm): 0

Photometric Results

Lumens(lm): 429.54, Efficiency(%): 51.94% , Luminous Efficacy(lm/W): 33.70

Central intensity(cd): 148.020, Maximum intensity(cd): 148.020

Angle of maximum intensity: C=0.0 γ =0.0

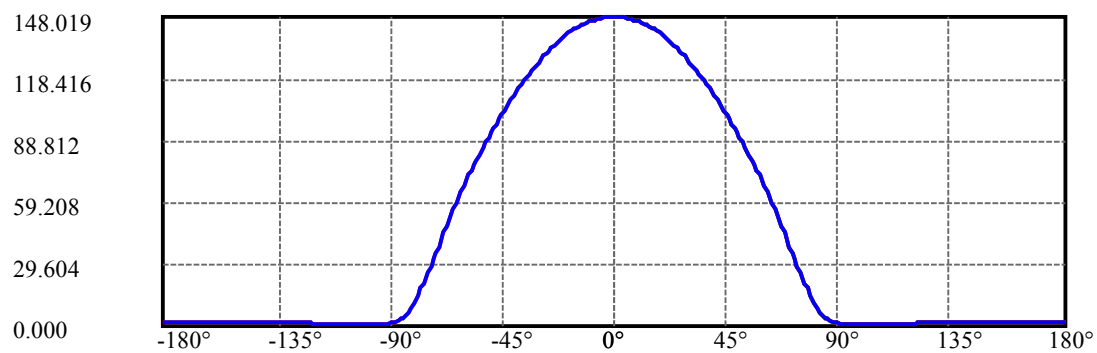
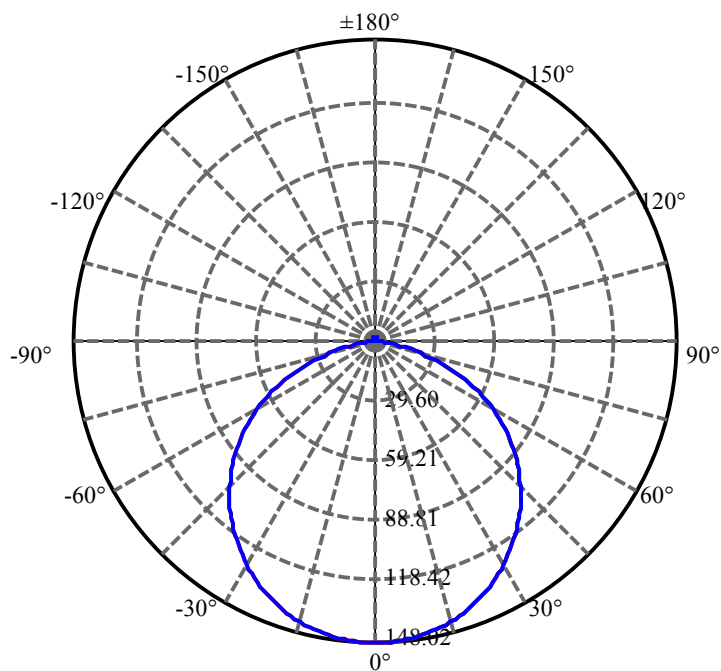
Beam angle of C0 plane : 114.59

Aveage BeamAngle(IEC 61341):114.59

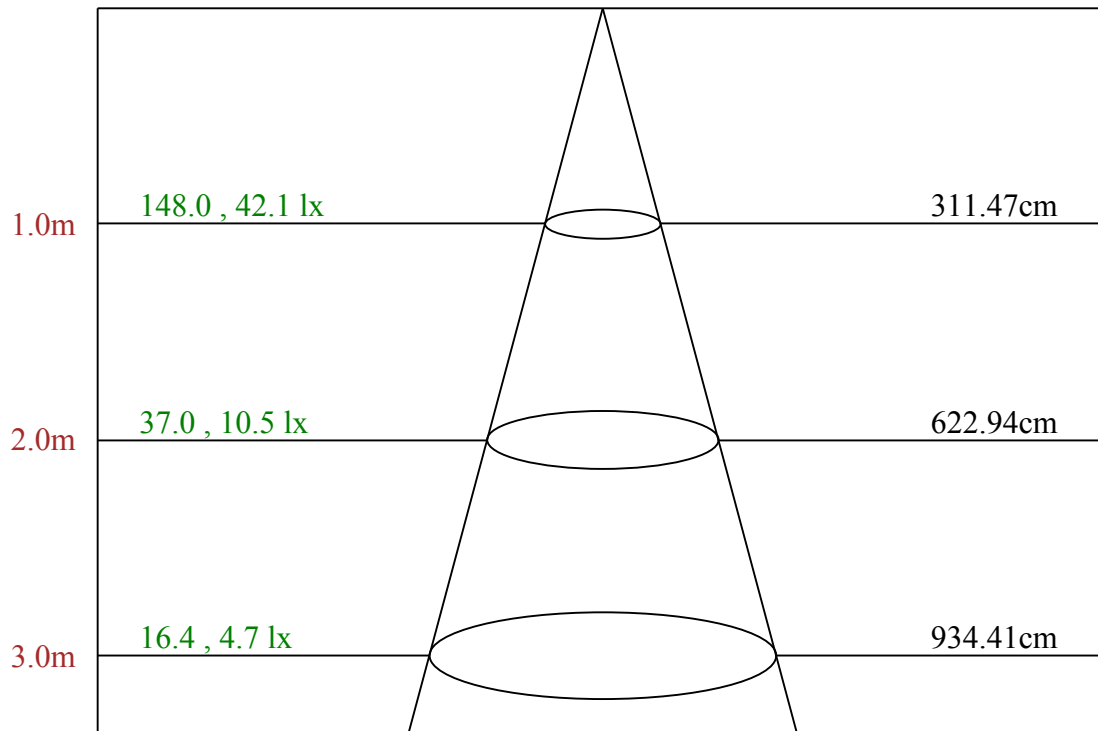
Equipment: equipamento lumini
Temperature(°C): 25.0

Date: 16/06/2025
Humidity(%): 58.0%

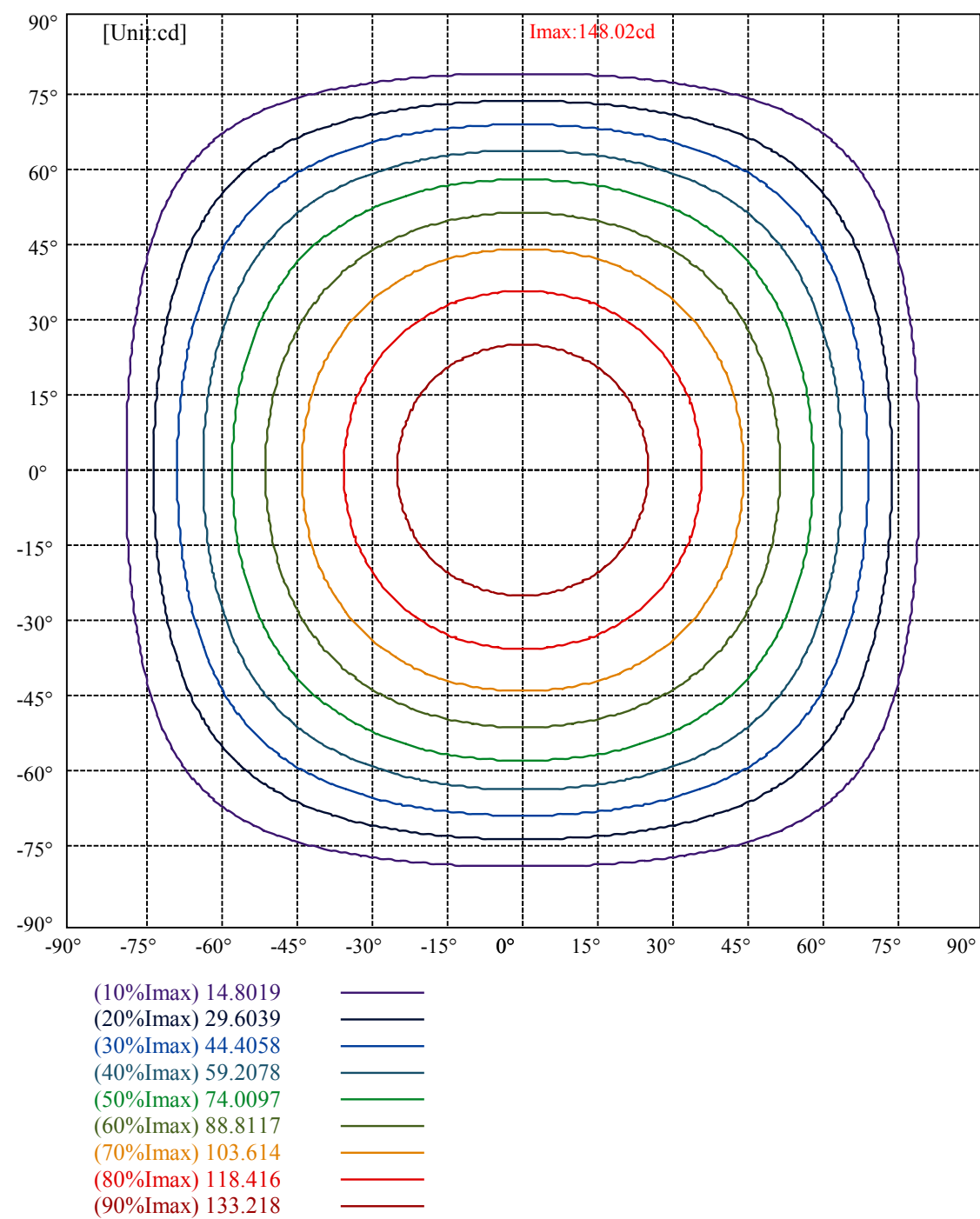
Operator: 01
Distance(m): 6.90



C0(Max):
C0/C180:
C90/C270:



Max , Ave Beam angle of C0 plane 114.59



lumini

Luminance Limiting Curve(no luminous side)

Appendix Page: 5 Total:5

Luminance Table

γ	45	50	55	60	65	70	75	80	85
C0	396	391	384	374	351	309	249	170	103
C45	396	391	384	374	351	309	249	170	103
C90	396	391	384	374	351	309	249	170	103

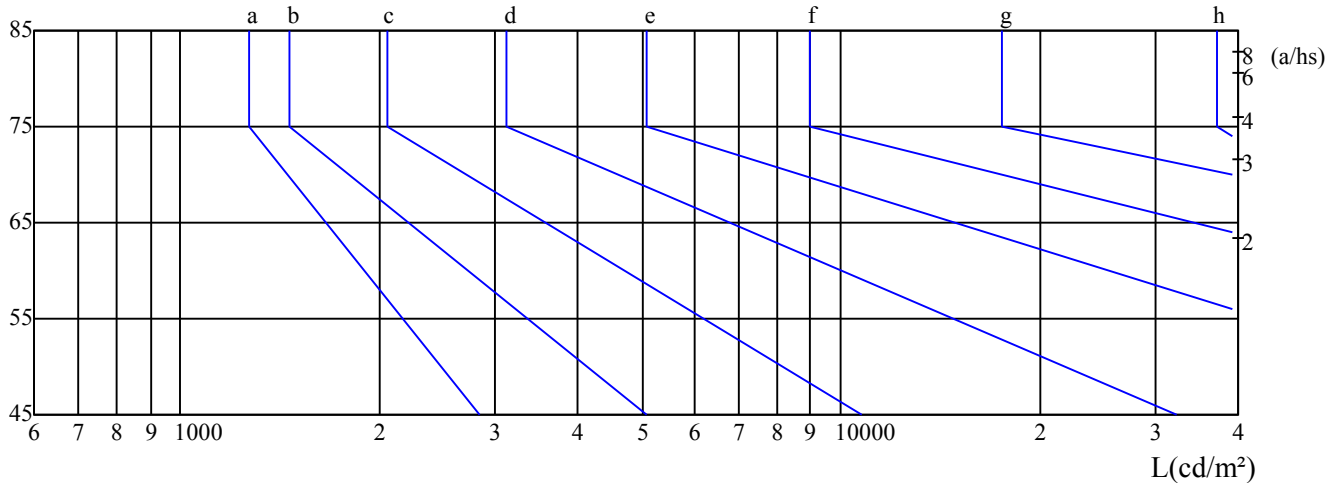
L(Hor)(65)	L(Ver)(65)	L45(65)	L(Hor)(75)	L(Ver)(75)	L45(75)	L(Hor)(85)	L(Ver)(85)	L45(85)
351	351	351	249	249	249	103	103	103

Glare Table

Glare	Quality	Service Values Illuminance(lx)							
1.15	A	2000	1000	500	≤ 300				
1.5	B		2000	1000	500	≤ 300			
1.85	C			2000	1000	500	≤ 300		
2.2	D				2000	1000	500	≤ 300	
2.55	E					2000	1000	500	≤ 300
		a	b	c	d	e	f	g	h

Luminance Limiting Curve

$\gamma(^{\circ})$



C0 ———

C45 ———

C90 ———

Equipment: equipamento lumini
Temperature($^{\circ}$ C): 25.0

Date: 16/06/2025
Humidity(%): 58.0%

Operator: 01
Distance(m): 6.90